

MUNICIPAL COMMITTEE, KHANEWAL

1. City Profile

City	Khanewal
District	Khanewal
Division	Multan
Population 2017	216,181 <i>Notified on 05, Nov 2019</i>
Estimated Population 2024	256,068
Growth Rate	5.94
Household Size	5.94 persons
Major Industrial Activity	Dairy Farming, Chicken Framing, Rice Mills, Flour Mills



2. HR Profile

Administrator <i>(in place of Chairman)</i>	Ms. Azubah Azim <i>posted on Mar 1, 2023</i>
Chief Officer	Mr. Awais Iqbal <i>posted on Aug 2, 2023</i>
MO – I&S	Mr. Zain Ali <i>posted on Oct 23, 2021</i>
MO – F	Ms. Abrar Ahmed <i>posted on Mar 5, 2022</i>
MO – R	Vacant
MO – P	Mr. Ijaz Hussain <i>posted on Nov 20, 2023</i>

Section Wise Vacancy Analysis (per SOE)			
Section	Sanctioned	Filed	Vacant
Chairman/Administrator	3	2	1
Vice Chairman	3	2	1
Chief Officer	14	8	6
Municipal officer (R)	7	4	3
Municipal officer (I&S)	346	225	121
Municipal officer (P)	8	6	2
Municipal Officer (F)	32	19	13
Total	413	266	147

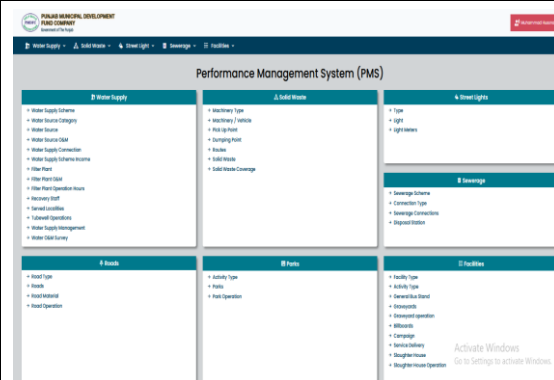
3. Key Results Achieved

a. E-Governance Initiatives at MCs

<p>Updated GIS mapping developed for each MC</p> <ul style="list-style-type: none"> Water Supply Network Sewerage Network Road Hierarchy Solid Waste Management Streetlight 	<h3>GIS Mapping</h3> <p>Base Map-Khanewal City (2023-24)</p>
--	---

Performance Management System (PMS)

Water Supply & Sewerage		Solid Waste & Streetlight	
Average hours of water supplied to households (HH) per day	3.31	Solid waste generated per day	105 Ton
No. of HHs connected with Water Supply	2007	Solid waste lifted per day	80 Ton
Percentage of Pop. Served	56%	Percentage of solid waste lifted daily	76%
Total No. of Tube wells	13	Total No. of Streetlight	2128
No. of tube wells working	13	% Streetlight working	42.3%
Sewerage Connections	29442	No. of Parks	04
% of HH connected with sewerage	66.8%		



Local Government Financial Management Information System (LGFMS)

CFMS is fully functional and requisite reports under Minimum Access Conditions (MACs) and Performance Measures (PMs) are being generated including;

- Cashbook, classified abstract
- Contingency Check register, Establishment Check register
- Water Consumer, and Shop Demand & Collection record
- Water & Shops arrears list
- Bank reconciliation



Municipal Committee Khanewal

Annual Budget Statement (ABS)

Form ABS
[See Rule 2 (1) © & 35 (4)(B)]
(Year 2023 - 2024)

Print Date: August 23, 2023

Description	Estimated 2023-2024
Opening Balance	1,439,293,080
Receipt	1,338,218,282
Current / Non Development Expenditure	511,699,102
Development Expenditure	2,196,235,612
Total Expense	2,707,934,714
Closing Balance As On June 30th	69,576,648

Grievance Redress Management (GRM) System

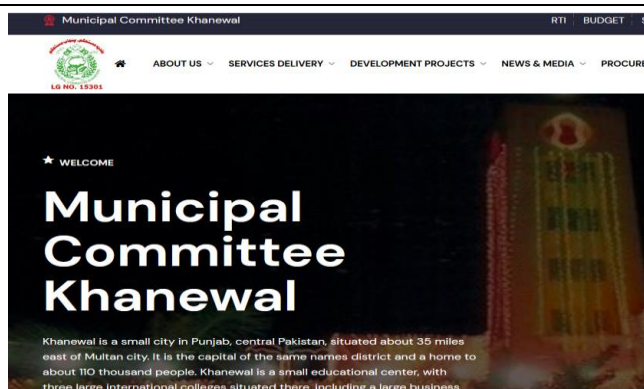
1. Complaint Tracking System (CTS) has been transformed into GRM
2. GRM App (Android & IOS compatible) is fully functional
3. Login has been created for all related Officers to have access for complaint handling process
4. Citizens can register their complaints in writing, through voice messages, or in person.
5. Action and response timelines are laid down



MC's Website

<https://mckhanewal.lgpunjab.org.pk>

1. Website of MC Khanewal has been upgraded from static to dynamic
2. Information useful for citizens has been uploaded including budget, development sub projects, procurement, RTI-related data, , regulatory mechanism, construction permits related information, services maps, Environment & Social sector related information etc.
3. Citizens can complain through website, can share feedback, and can request access to information per RTI Act 2013



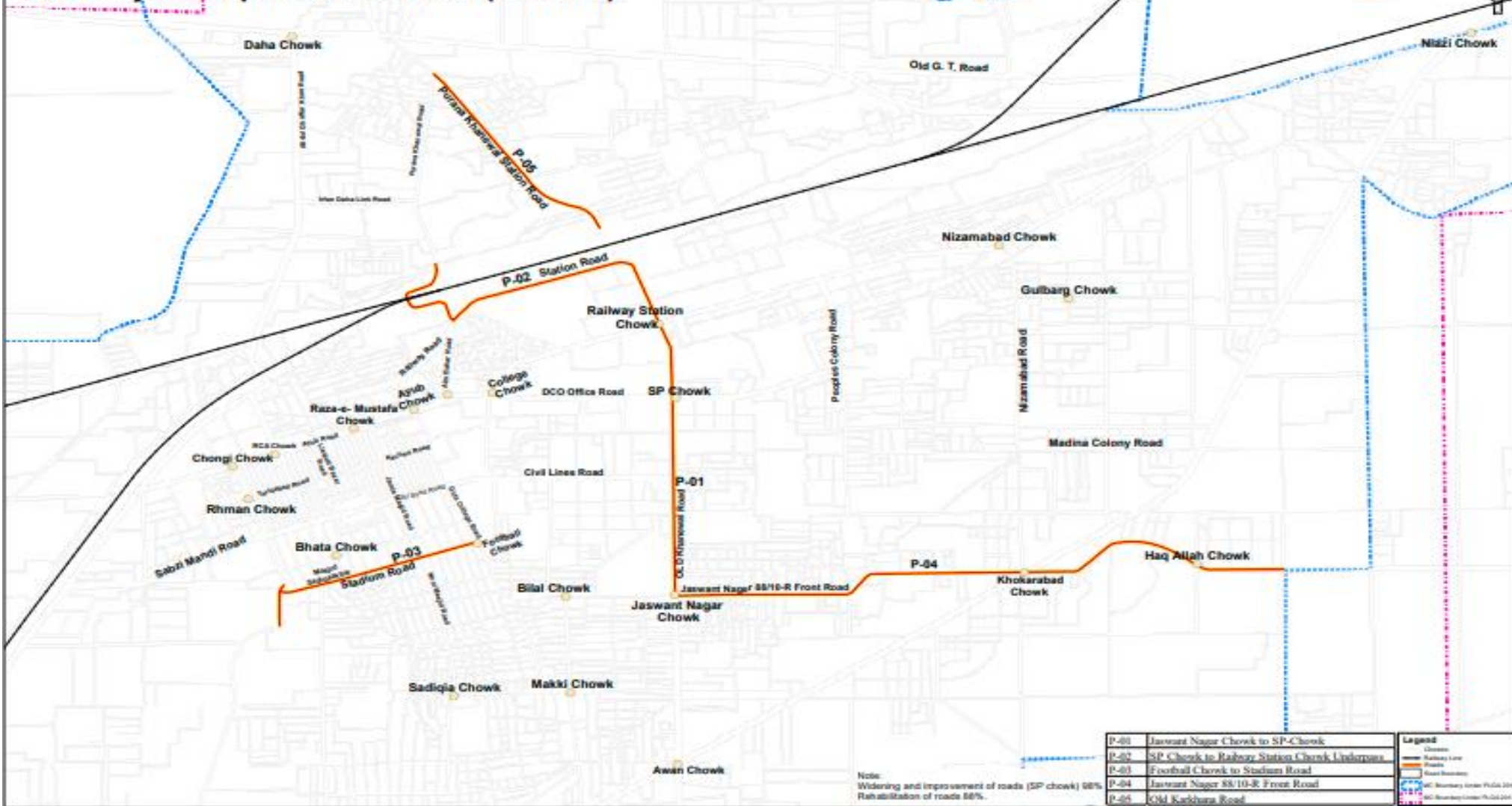
b. Other Initiatives

- i. **Revenue Enhancement Plans** prepared for each MC. Own Source Revenues increased between 3-9% year-on-year.
- ii. **Asset inventory** prepared/updated indicating: a) age; b) condition; and c) book value of assets.
- iii. **Gap Analysis** of infrastructure and services undertaken in Khanewal city for each municipal service.
- iv. **Fuel & Energy Audit and Energy Management Plans** developed two years ago and their recommendations implemented through PCP funds. Have led to *savings of 45,298 kWh in tube wells, 19,164 kWh in buildings, and 50,549 kWh* in streetlights while *115,011 kWh* overall savings have been achieved. Currently, the exercise is being undertaken again, along with MC staff training to replicate it in the future.
- v. **Three-year, rolling, Integrated Development and Asset Management Plans (IDAMPs)** being developed for MC. The GIS-based asset inventories, Energy Audits, and EMPs are providing the data and evidence for them. Their development follows a highly participatory process, and IDAMPs are envisaged to replace the Annual Development Planning processes
- vi. **Procurement SOPs developed** to assist MCs adhere to PPRA Rules in procurements from all sources of funding.
- vii. **Incremental application of environmental and social screening** including gender considerations, assessment, and mitigation processes on all infrastructure investments. Environmental and Social Instruments prepared and implemented as needed for social and environmental impacts.
- viii. **Manuals for Operations & Maintenance** of assets developed earlier being updated to ensure optimum service provision. These lay down requirements for periodic and routine maintenance of assets for all municipal services.

6. Infrastructure Development Sub-Projects

Sr. #	Sub project	Cost (Rs. Million)	Status
1.	Widening and improvement of roads (Jaswant Nagar Chowk to SP Chowk & SP Chowk to Underpass Road)	231.90	In Process (Physical Progress 98%)
2.	Rehabilitation of roads (Jaswant Nagar Chowk to Tea factory Road)	166.98	In Process (Physical Progress 80%)
3.	Provision of Machinery & Equipment for SWM	145.54	In Progress (85% Completed)
4.	Rehabilitation of Municipal Services infrastructure in City Khanewal	113.91	Completed
5.	Comprehensive Sewerage Rehabilitation	1,248.44	Yet to Start
6.	Solarization of water pumps	124.14	Yet to Start
7.	Fazal Park	197.00	Yet to Start

Approved PC1/ Ongoing Infrastructure Sub Project Map MC Khanewal (2023-24)



Note: Widening and improvement of roads (SP chowk) 98%
Rehabilitation of roads 88%.

PUNJAB MUNICIPAL DEVELOPMENT FUND COMPANY

PROJECT:
PUNJAB CITIES PROGRAM (PCP)

Map Code
0622081123
Map Version
1.0

DISCLAIMER:
INFORMATION IS PROVIDED BY MC, PHED & OTHER SOURCES.

Scale:
1:8,000

Date
06 November 2023